' 2

" The plastic package carries Underwrites Laboratory Flammability Classification 94V-0
" High reliability
"Low forward voltage drop
"Low power loss, high efficiency
" High forward surge current capability
"High temperature soldering guaranteed: 260 C/10 seconds at terminals
" Component in accordance to RoHs and WEEE (8

" Case style: DO-15 plastic molded
"Terminals: Axial lead ,solderable per MIL- STD-202,Method 208
" Polarity:Color band denotes cathode end
" Mounting Position:Any

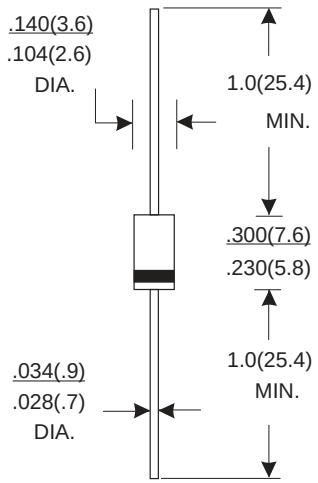

'LPHQVLRQV LQ LQFKHV DQG PL

@ 25°C Ambient Temperature (unless otherwise noted)
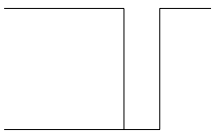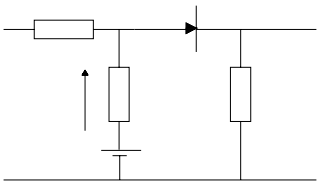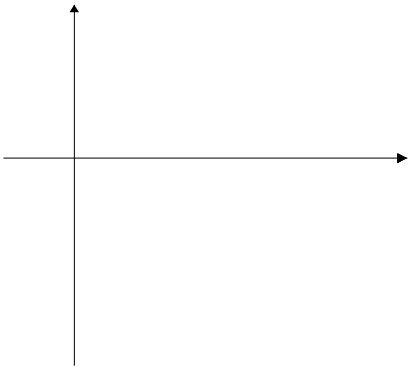
		HER 151	HER 152	HER 153	HER 154	HER 155	HER 156	HER 157	HER 158	UNITS
Maximum recurrent peak reverse voltage	V_{RRM}	50	100	200	300	400	600	800	1000	V
Maximum RMS voltage	V_{RMS}	35	70	140	210	280	420	560	700	V
Maximum DC blocking voltage	V_{DC}	50	100	200	300	400	600	800	1000	V
Maximum Average ForwardRectified Current.375"(9.5mm) Lead Lengthat Ta=50	$I_{F(AV)}$					1.5				A
Peak Forward Surge Current, 8.3 ms single halfsine-wave superimposed on ratedload (JEDEC method)	I_{FSM}					50.0				A
Maximum Instantaneous Forward Voltage at 1.5A